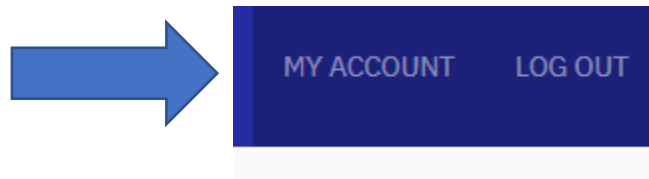
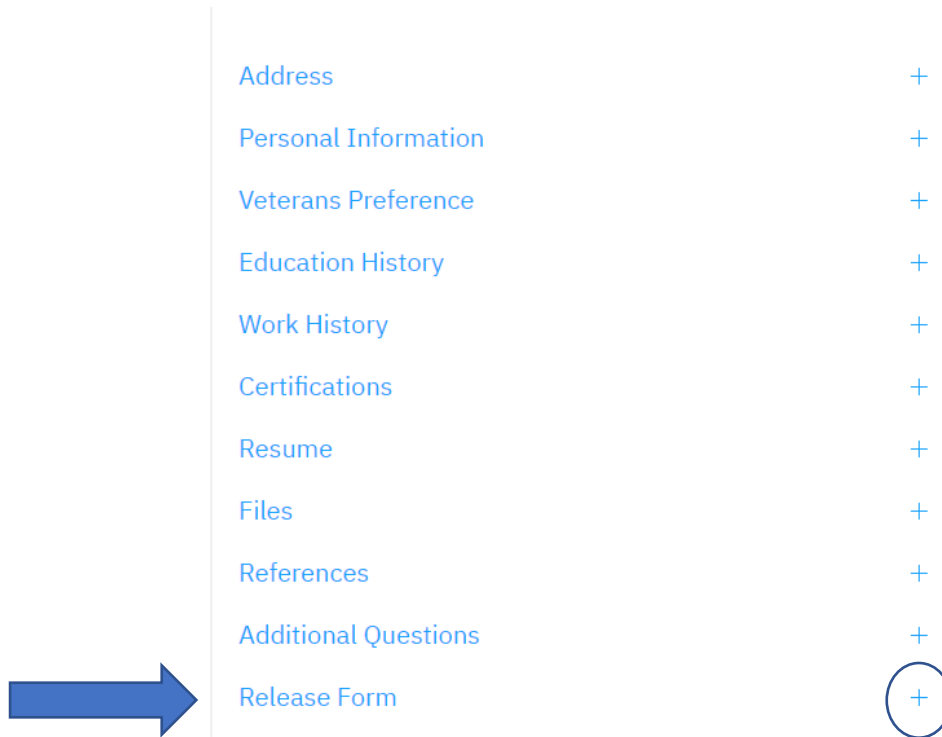


Finding the Release Form

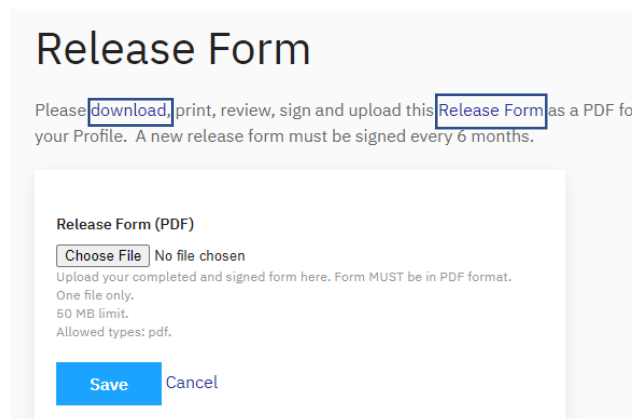
To find the Release Form you must go to “My Account” in the upper right-hand corner of your screen.



Once you are in your profile, you can click the plus sign by the Release Form on the bottom of the page.



In the section under the words Release Form, you can download the form by clicking on the word “download” or “Release Form”.



Release Form

Please [download](#), print, review, sign and upload this [Release Form](#) as a PDF for your Profile. A new release form must be signed every 6 months.

Release Form (PDF)

[Choose File](#) No file chosen

Upload your completed and signed form here. Form MUST be in PDF format.
One file only.
50 MB limit.
Allowed types: pdf.

[Save](#) [Cancel](#)

Please contact Shari at sbecker@nasbonline.org with any questions.